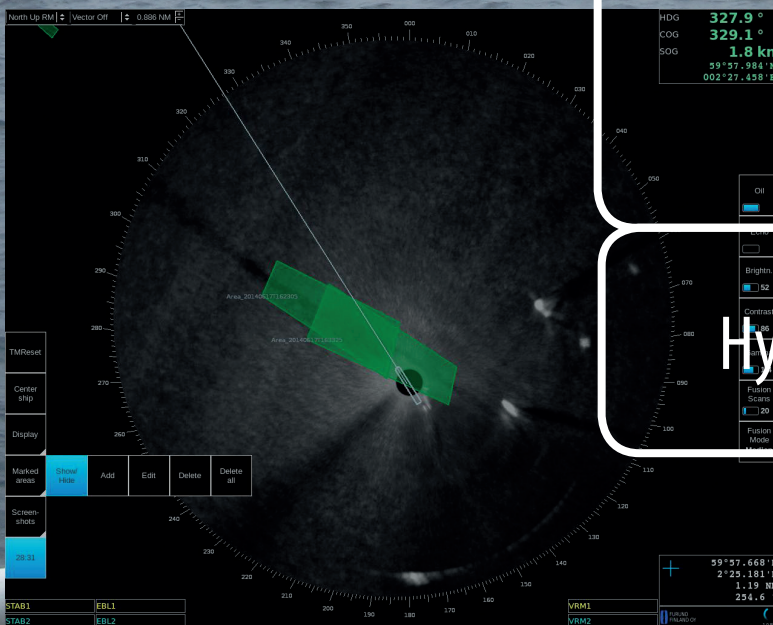


# Oilradar FOIL-200

Oil spill  
detection radar

Observe and mark  
oil spills  
by radar

Hybrid oil radar



**FURUNO FINLAND OY**

# Oil radar for offshore and onshore installations

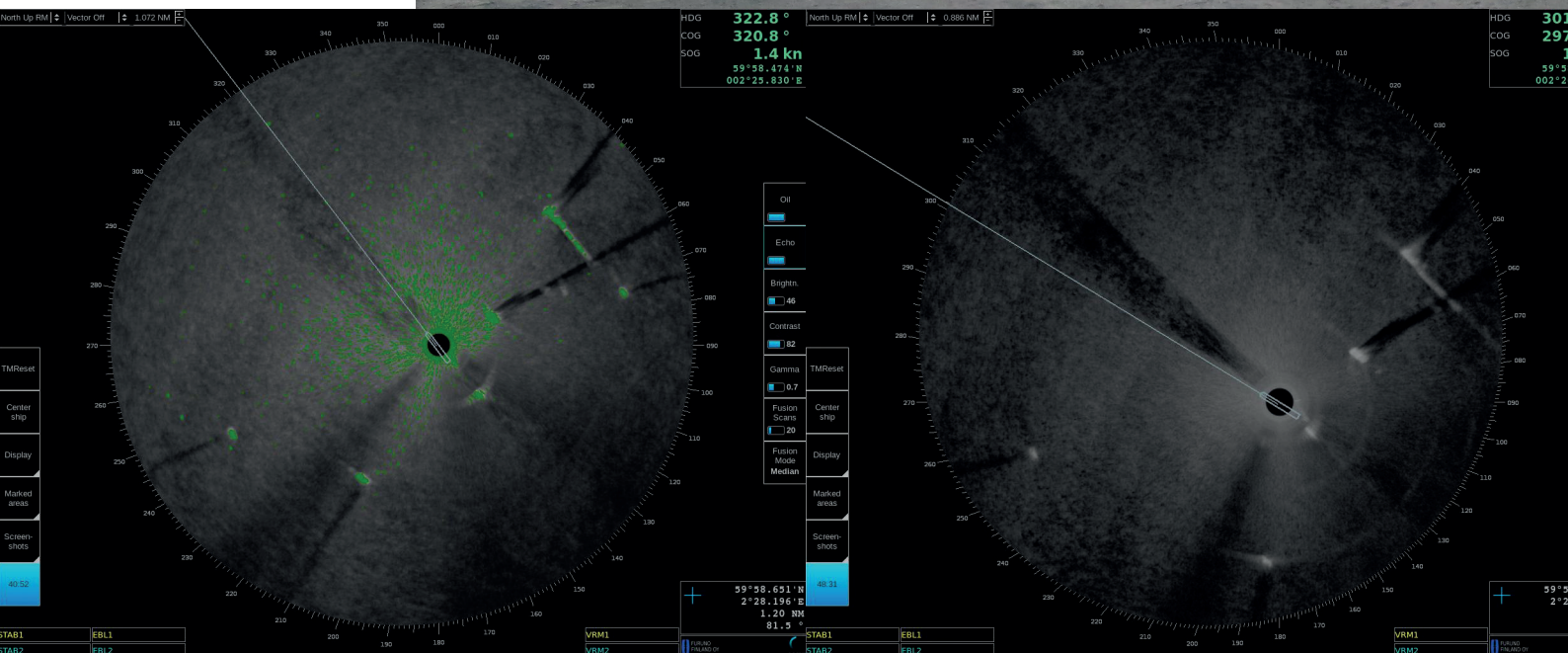
Oil spill detection radar can be used in offshore and onshore installations together with standard navigation radar.

The installation can be done onboard the vessels, oil rigs or any other platform where the radar is needed to detect oil spills.

## Mark the oil spills

You can mark the oil spills with polygons and update them whenever it is required.

You can also take screenshots from the screen and record the raw radar video to the external hard disc or memory stick for future evaluation or training purpose.




Navigation + oil radar picture. Green echoes from navigation radar, the rest is oil radar picture.

Bright echoes are other ships with black shadow areas behind them. Dark area shown on the right side of the heading line is oil spill.

# Process and analyze the raw radar video

FOIL-200 oil spill detection radar is connected to standard Furuno FAR-2xx7 X-band navigation radar. It uses the raw radar video from FAR-2xx7 navigation radar. The special high performance algorithm is used to process and analyze the raw video to detect oil spills.

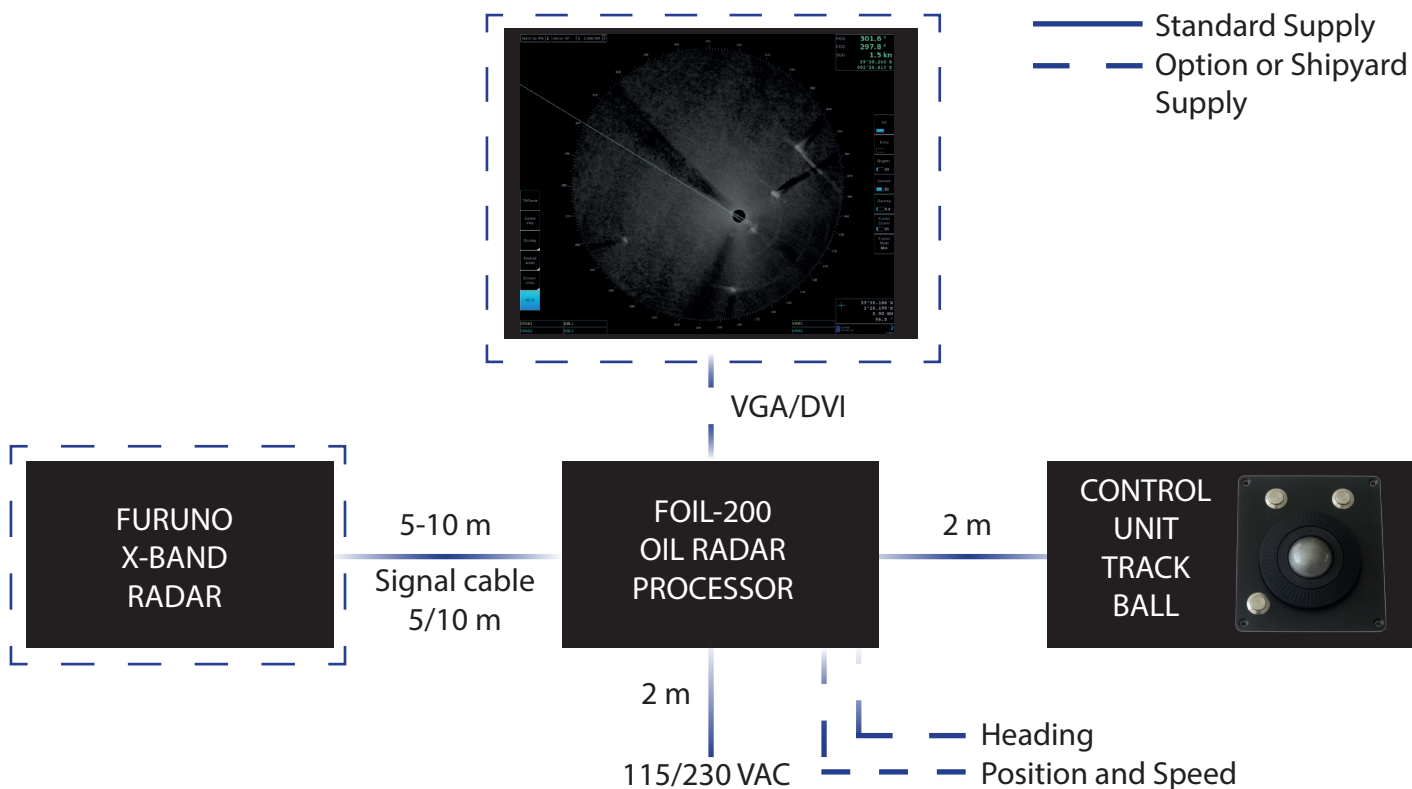
Oil spill picture is created with an integration of up to 100 radar antenna scans.



Green polygon is marked by user.

Oil spill is indicated as dark no-echo area on the screen

# Interconnection diagram



SPECIFICATIONS		EQUIPMENT LIST	
<b>General</b>	Oil radar processor - marine rack computer	<b>Standard</b>	1. FOIL-200 Oil radar processor
	Power supply 115/230 VAC, 50/60 Hz or 24 VDC		2. Signal cable 5-10 m Oil radar cable
	Trackball control unit		3. Track ball Control unit with 2 m cable
	High resolution high bandwidth digitizer		4. Standard spare parts and installation materials
	Oil radar display outputs DVI and VGA		
<b>Input signals</b>	Radar signals FAR-2x7 X-band *)	<b>Option</b>	1. Oil radar display w. cable (Specify when ordering)
	- radar video and trigger		
	- azimuth and heading line signals		
	- standard cable length is 5 meters		
	Heading, position and speed		

\*) Minimum requirements for radar signals:

- Transceiver      12 kW
- Antenna radiator      4 ft
- Gear box      24 rpm